



SUPERSEDE



Company Overview

Supersede - Series A
Preview, 2026

SUPERSEDE



Superior Materials. Smarter Price. Greener Future.

Our objective is to replace conventional wood-based building materials with superior products derived from the ample waste generated by humanity. Through a transformation of the lumber supply chain and the application of automotive engineering principles, we have discovered a mutually beneficial solution for both the environment and the end consumer.






700m tons



2040

There will be more plastic than fish in our oceans



5,652,737 acres



5B

Trees are cut down every year in the US



Problem

Plywood and OSB warps, rots, splinters, and needs resins and chemicals to be moisture "resistant"

Problem

Wood is Dated

⊗ Tariffs + Supply Chain.

Market Summary > Lumber Futures

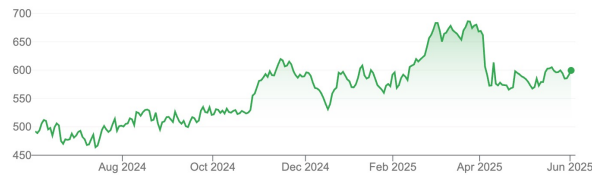
595.00 USD

CME: LBRWOO

+103.00 (20.93%) ↑ past year

Jun 3, 3:04 PM CDT • Disclaimer

1D 5D 1M 6M YTD 1Y 5Y Max

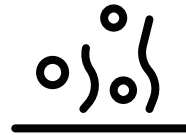


Open	599.50	Low	594.00	Volume	416
High	600.00	Prev close	595.00	Open interest	6,853

Pricing Instability.

OEMs are looking for more price stable vendors amid existing market fluctuations.

⊗ Wood is Problematic



Off-gases

Loaded with harmful chemicals such as formaldehyde & CCA



Splinters

Wood splits and splinters

Material Loss

Not every board is perfect. Inconsistent batch to batch. Working with it creates hazards and incurs costs.

⊗ Wet Wood Is Weak



Absorbent

Costly extra steps required to extend life of wood



Warps

With direct sunlight and moisture changes

Doesn't Last

Moisture affects performance. So extra steps, layers, and chemicals are needed to combat it.

How we solve it

Patents Awarded: 12384088 & 20250026061



Material Science

Using a reliable network of providers for recycled plastic feedstock, we then combine with our unique blend of engineered additives ensuring strength, traceability and purity.



Systems Engineering

An approach to machine design and configuration where first principle equations, statistical data, and simplicity create high performing products.



Proven Manufacturing

Taking material science and systems engineering and applying it to proven manufacturing, achieving uniform high-volume production, through machine design and mold flow optimization.

Patent covers: Construction Components and Systems Fabricated Using Extruded Materials

- Hollow profile design, to achieve the same mass as plywood, with multi-directional stiffness
- Developed the right material composition to achieve high Modulus of Elasticity

Product

Engineered Solutions


	Plywood / OSB / MG Ply	SUPERSEDE	Benefits
Waterproof	⊗	☑	Reliability, product longevity, buyer confidence
Always Square	⊗	☑	Increased manufacturing efficiency, less waste
Consistent Performance	⊗	☑	Each board performs the same
Non-Toxic	⊗	☑	Rid of Chromated Copper Arsenate and Formaldehydes
Recyclable	⊗	☑	Off cut buy-back programs
Supply chain consistency	⊗	☑	Simplified, reliable, consistent supply chain

PLUS

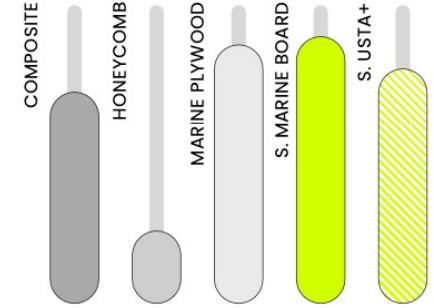
- ☑ Structural
- ☑ Mold-proof
- ☑ Consistent quality
- ☑ Rot-proof
- ☑ Splinter-proof
- ☑ UV stable
- ☑ Will not delaminate
- ☑ Bi-directional stiffness
- ☑ Same weight as wood



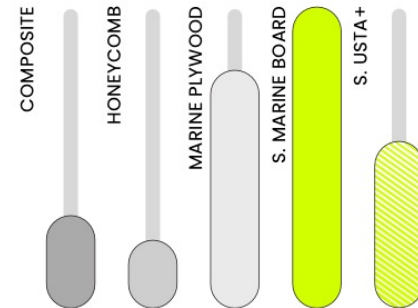
PRICE



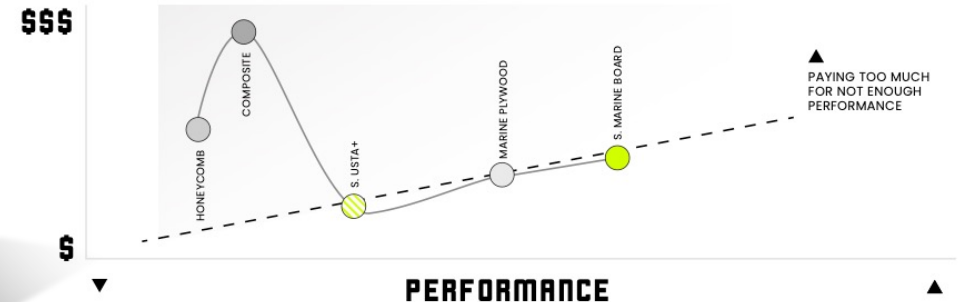
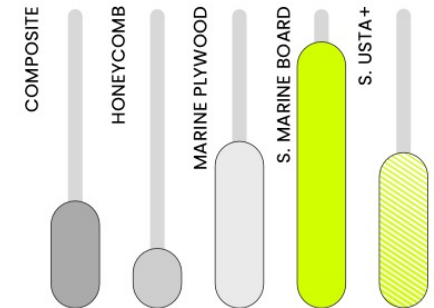
WEIGHT



PERFORMANCE (STIFFNESS)

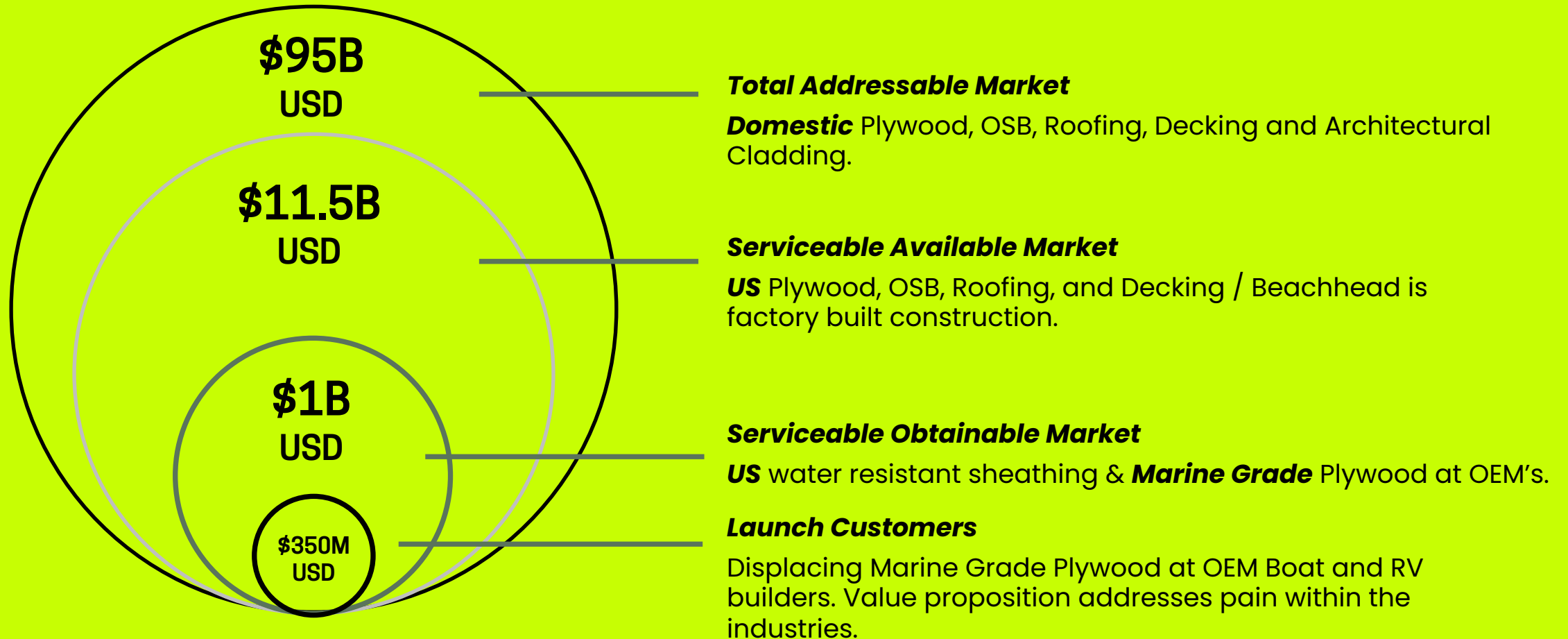


FASTENER RETENTION



Displacing Wood With Supersede

Market Tranches



Proven in the Toughest Conditions

OEM's in Marine and RV have been a successful beachhead.



Feature > CONSTRUCTION MATERIALS



Pulser logistics associate Ryan Crawford carries rolls of panels to shipping trucks for delivery.



Pulser General Manager Adam Glanders reviews composite panel rolls ready to be shipped.



The Supercede board is an engineered and extruded sheet made from plastic waste. The board's design provides increased strength while remaining waterproof and recyclable.

eliminate seams and rivets, which are typically structural weak points. "With large panels, you do not have to worry about seams weakening over time," Carpenter said. "With CNC (computer numerical control) capabilities, we can create precise cutouts for windows, doors or any other custom feature, so the panel arrives at the manufacturer ready for installation."

"We can laminate these panels onto various cores," he said. "The PET, PP and Polyurethane foams or honeycomb structures, depending on what the customer needs."

Laminating Pulser's FRP panels onto the cores improves strength and durability. Pulser can also increase the panel's strength by using more glass fibers in its fiberglass skins.

After months of testing, Glanders said, composite panel manufacturers have found the right combination of increased glass fibers and cores to sustain the weight tests RV manufacturers put flooring products through.

Tackling Environmental and Health Concerns
Though durability is a primary driver for composite material adoption, suppliers say sustainability and environmental health are pushing the industry away from wood.

Supersede CEO Sean Peterson said his company's mission is to create a composite replacement for marine-grade plywood is not just about improving the RV. He said his company helps reduce the entire RV manufacturing process' environmental footprint. "The goal here," Peterson said, "is to displace as much product going into landfills and prevent as many trees from getting chopped down as we can."

Plywood's production involves significant deterioration and harmful chemicals, including formaldehyde, in the adhesives holding the wood layers together. Over time, the chemicals off-gas, potentially causing health issues for those who spend extended periods inside an RV.

SUPERSEDE

Travel Light. Leave the Wood Behind.

Wood in your RV means added weight, rot, mold, and costly repairs. With Supercede Marine Boards, you get a waterproof, durable, structural sheathing that's free from all those hassles. No warping, no delamination, and no harsh chemicals — recycled plastic and engineering magic combined to last a lifetime. Travel with peace of mind. Choose Supercede.

MORE INFO AT WWW.SUPERSEDE.BUILD

THE MARINE BOARD
THICKNESS 0.5" | 0.75"



Distributor - UFP

World Changing Ideas

Forbes

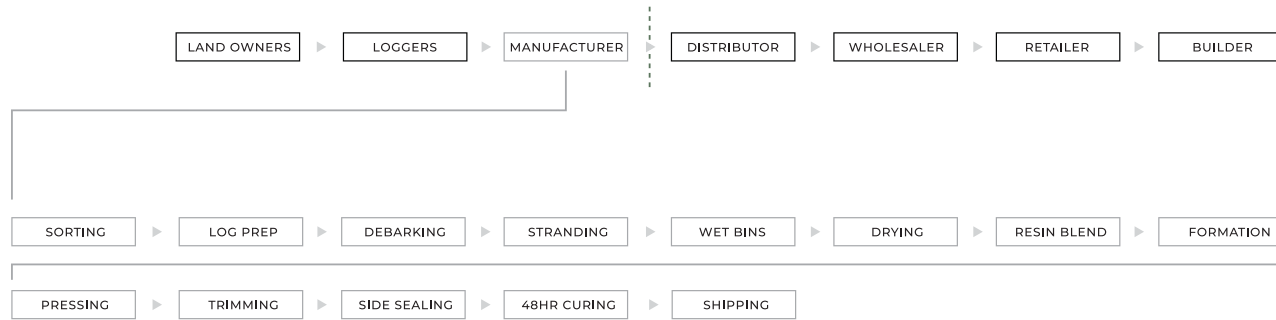
Boating Industry
TOP PRODUCTS
2025

IBEX 2024
INNOVATION AWARDS
WINNER

Supply Chain

Advantages over Lumber Supply Chain

Industry Standard



Severely inefficient

Too many steps in the “tree to builder” process



Large Carbon Footprint

Transportation of logs, waste water, scrap lumber, off gassing of adhesives and chemicals



Inconsistent Products

Several variables play a role in OSB and plywood characteristics which will affect their performance

SUPERSEDE



Just in time

Planned, predictable and fast



Vertically Integrated

Raw material to finished product in 120ft



Limited variables

Predictable supply chain, predictable COGS, and easy to scale

**A distribution network will be used for the non-sheathing products*

Impact and Capacity Build

Materials needed / Trees spared



Plant 1 (Current)

Location: **Phoenix**

Capacity: **5M Sq Ft / YR.**

($\frac{3}{4}$ " 4'x8' Boards)

Material Kept In Circulation:

6.2M Pounds / Yr.

Acres Preserved*:

400 Acres / YR.

Plant 2 (Q2-'26)

Location: **Elkhart, Indiana**

Capacity: **20 M Sq Ft / YR.**

($\frac{3}{4}$ " 4'x8' Boards)

Material Kept In Circulation:

27M Pounds / Yr.

Acres Preserved*:

1600 Acres / YR.

Plant 2 (Q2-'27)

Location: **Elkhart, Indiana**

Capacity: **35M Sq Ft/ YR.**

($\frac{3}{4}$ " 4'x8' Boards)

Material Kept In Circulation:

47M Pounds / Yr.

Acres Preserved*:

2,800 Acres / YR.

* Tree calcs in the appendix.



Leadership



Sean Petterson

CEO
CO-FOUNDER



Jordan Darling

COO
CO-FOUNDER



Shane Kenyon

VP | ENGINEERING
CO-FOUNDER



Ryan Luter

HEAD OF SALES



Daniel Dang, PhD

MATERIALS SCIENTIST



Mike Mousmelli

VP | Materials And Manufacturing



Tim Walkowski

SVP | MANUFACTURING OPERATIONS



\$145M Pipeline Positions Supersede for \$30M+ Revenue Run Rate

Over 55% of our weighted pipeline is in advanced stages – demonstrating validated demand and a clear path to conversion.

\$145.19M
Total deal amount
Average per deal
\$722.35K

\$88.77M
Weighted deal amount
Average per deal
\$441.66K

\$12.15M
Closed deal amount
Average per deal
\$639.23K

\$128.71M
Open deal amount
Average per deal
\$875.58K

10.7 months
Average deal age



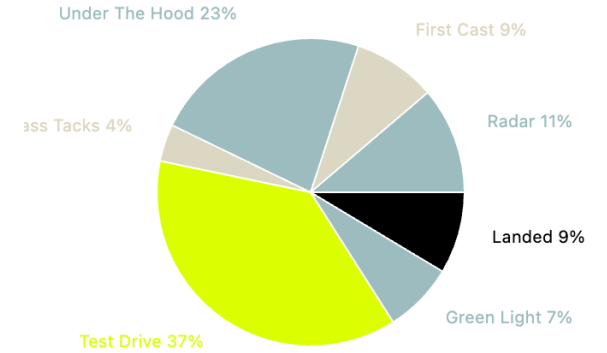
Pipeline Value by Stage

Dollar amount by pipeline stage



Stage Distribution

Percentage breakdown by pipeline stage



Series A - Raising \$10M to Scale Infrastructure Platform.

With \$145M in pipeline and over half already in prototype or later stages, we're raising a Series A to convert demand into capacity using plant-level project finance and Industrial Revenue Bonds.

\$10M Series A (Sponsor Equity)

Seed capital for 4–6 IRB-financed plant SPVs and standardized plant deployment



Plant-Level Working Capital

Provided inside each SPV and secured by project-finance structures

Phase 1 – GTM Penetrate Beachhead



MARINE GRADE – Structural Sheathing

Currently working with Top 10 largest OEM's in Marine and RV. Existing plant and customer base supports 10% share of this market.

Phase 2 – Series A Enter Construction



Structural Floor, Wall and roof Sheathing

Supersede has passed the ICC-ES hearing committee on its own acceptance criteria, **AC-558**, enabling full use in structural construction.

Phase 3- Scale Infrastructure Model



Micro-Factory SPVs financed with IRBs

Target: Deploy multiple plants per year using Industrial Revenue Bonds and project finance, not corporate CapEx.

Potential Outcomes

Good, Better, Best.

⊗ Base Case

Leveraging Existing pipeline

Supersede scales Phoenix and brings Plant #2 online using existing customer demand.

\$60M revenue
\$14M EBITDA
2 plants
No corporate debt
Fully cash-flow positive

This establishes Supersede as a profitable, vertically-integrated advanced-materials manufacturer serving marine and RV OEMs.

⊗ Better Case

FCF-driven expansion:
10 Plants in 5 Years

This Series A allows Supersede to reach “escape velocity,” where free cash flow funds expansion without relying on new equity.

~10 plants
\$300–420M revenue
\$60–80M EBITDA
Minimal dilution
Strong corporate liquidity

Organically, we can reach ~10 plants in five years. This creates a large, profitable manufacturing company with strong optionality.

⊗ Best Case

Inorganic / Infrastructure Model

Supersede shifts to a plant-level SPV model financed with Industrial Revenue Bonds and project debt, allowing multiple plants to be built in parallel while preserving HoldCo liquidity.

~33 plants in 5 years
\$1.0–1.4B revenue
\$190–260M EBITDA
Minimal equity dilution

This transforms Supersede from a manufacturer into a national infrastructure-scale materials platform.



**Superior Materials.
Smarter Price.
Greener Future.**



Appendix

Tree calculations


To estimate the number of acres of forest required to produce 600,000 sheets of marine-grade plywood, we can break it down based on the average wood consumption for plywood manufacturing.

Step-by-Step Calculation:

- Plywood Sheet Size: A standard sheet of marine-grade plywood is typically 4 feet by 8 feet, with a thickness of $\frac{3}{4}$ inch.
- Wood Volume for One Sheet: 2 Cubic Feet
- Total Wood Volume for 600,000 Sheets: 1,200,000 Cubic Feet.
- Wood Yield per Acre: The amount of wood harvested from a forest depends on factors such as tree species and growth rates. A typical mature forest might yield around 8,000 to 10,000 board feet of lumber per acre. For calculation purposes, let's assume an average of 9,000 board feet per acre.
- Conversion of Board Feet to Cubic Feet:
- 1 board foot is equivalent to $\frac{1}{12}$ of a cubic foot (since 1 board foot = 1 foot x 1 foot x 1 inch).
- Total Acres Required:
- To produce 1,200,000 cubic feet of wood:
- Approximately 1,600 acres of forest would be required to produce 600,000 sheets of marine-grade plywood, assuming average forest yields.

Impact

Supersede is carbon negative and pays dividends by preventing trees from being cut down




No landfills needed

All offcuts, the end of life product, and any waste from our manufacturing is 100% recyclable. Supersede's offcut buy back program ensures circularity.



Better our environment

Save **trees**, stop adding to **landfills**, divert plastic from our **waterways**, make your workplace safer for your **employees** all while building a better boat.



Cool our planet

A 4' x 8' x 1/2" Supersede board produces **10% of the CO2e** of an equivalent sheet of treated marine grade plywood produces, not accounting for the additional carbon sequestration earned from not harvesting a productive tree.

23 sheets

of SUPERSEDE 4' x 8' X 3/4" boards

=

1440 lbs

of plastic, when each board is made with recycled plastic

=

1 tree

using 12" diameter by 50' tall mature douglas fir trees used in making plywood



-20,500 KG CO2e Carbon captured each year by displacing 10,000 sheets of marine plywood with Supersede products